

## STUDY GUIDE

# POMELO

**Theatrical adaptation of *Pomelo est amoureux***  
**A book by Ramona Badescu and Benjamin Chaud (Albin Michel Jeunesse)**

**Puppets, shadows, music, and matter**

**3 years + ° ° ° 45 minutes ° ° ° Without words**



Picture: Jean-Michael Seminaro

Pomelo is a tiny and adorable pink elephant that was born under a dandelion, in a garden. With humour and sensitivity, Pomelo discovers the world around him before experiencing the shock of fall's arrival. And then oh, my, it's winter!

Pomelo loves his garden. He is saddened at the sight of a sagging strawberry plant and amazed by a snowflake. Pomelo is the quintessential personification of childhood.

This Ombres Folles show unfolds to the rhythm of the ever-changing seasons that go from one extreme to the other, as you watch things die and are reborn.

Through a playful use of shadows, live music and the diffusion of scents,  
***Pomelo*** is an enchanting and enveloping experience!



# THE CHARACTERS

*(In order of appearance in the show)*

**Pomelo, the elephant**


**Rita, the frog**

**Gigi, the snail**

**The Bee**



**LARGE AND SMALL, EVEN AS SHADOWS. . . ALL THE SAME CHARACTERS!**



Pictures: Jean-Michael Seminaro

# THEATRICAL ADAPTATION OF A BOOK



*Pomelo est amoureux* is a book written by Ramona Bădescu and illustrated by Benjamin Chaud. Both are French. We adapted each page of the book into a theatrical scene. In other words, we turned a still image coupled with a simple sentence into a three-dimensional scene with music, lights, and scents, minus the words.

*See pages 7 and 8 for examples.*

## The three Pomelos

Pomelo is a tiny pink elephant, not much bigger than a radish. This explains why we chose to depict him and his friends with a cinematic approach that uses both **wide shots** (life-size, or very small) and **close-ups** (very big), as if we were zooming in on them, making it easier to see their reactions and emotions.

We also added a third way of depicting the tiny characters in the show: **a screen where we project shadows and light**. This allows us to venture beyond the garden, reveal Pomelo's surroundings, and step into his dreams!

## THEMES

### Nature

Pomelo lives in a vegetable garden where radishes, leeks, strawberries, tomatoes, carrots, lavender, but also flowers and dandelions grow!

### Seasons

During the show, Pomelo goes through the different seasons and discovers their many surprises, one after the other.

In spring, the flowers are fragrant, and the vegetables grow.

In summer, the gardener waters, the lavender blooms, the bees thrive, and the strawberries are delicious!

In the fall, the dandelions wither, the vegetables vanish from the garden (the gardeners are probably eating them!), the leaves fall, the sky is more likely to be grey...

In winter, everything turns white, and wonderful sparkling snowflakes fall from the sky. We slide, we have fun, and we make snowmen... sometimes even in the shape of a dandelion!



## Friendship

While Pomelo loves the vegetables and fruit in the garden, he also loves his friends: Rita the frog, Gigi the snail, the cricket musicians, and even The Bee. With them, Pomelo learns to have fun, to interact, to be caring. His friendships live on inside him, even when his friends are no longer there.

## Resilience and adaptation

Through the changing seasons, Pomelo must adapt to many changes. Sometimes he is surprised, at other times he is disappointed, afraid or doesn't understand... But by relying on his curiosity, his creativity, and his big heart, he nimbly adapts to new situations! This is also what we call resilience: the ability to bounce back from a difficult situation.



Picture: Jean-Michael Seminario

## BEFORE-SHOW ACTIVITIES


### A few questions to get ready for the show

1. Do you know what a double bass is?
2. Do you like to read or look at books? Which ones?
3. Have you ever seen a puppet show? Which one(s)?
4. What do you think the puppet can do that a (human) actor can't?  
*(Many possible answers! For example, the puppet can glide or jump very high, but the actor can't...)*
5. Have you ever planted a vegetable garden with your family?
6. Which fruit or vegetable do you like best in the garden? Which one do you prefer to eat? Why?
7. Have you noticed any particular scents in each season? What are they?
8. What is your favourite season? Why?

## Selected pages from the book *Pomelo est amoureux* and video clips from the show

Take a close look at the pages from the book and then watch the video clip from the show that is related to it:

- How are the characters portrayed in the show?
- Did you notice any differences between the drawings and the show? What were they?
- Do you see any puppets? Shadows? A musician?...



Link to video clip: <https://youtu.be/i6R1GTsntnM>

De Rita, même si elle  
ne le regarde jamais.



Link to video clip: <https://youtu.be/OvXBwgbHMoE>

Il est amoureux  
de la grande musique.



Link to video clip: <https://youtu.be/si8qX4emaQ4>



More images from the show: <http://ombresfolles.ca/pomelo/>

# BEFORE- OR AFTER-SHOW ACTIVITIES

**Draw Pomelo over the four seasons**



**SPRING**

**SUMMER**



**FALL**

**WINTER**





# Build a Pomelo puppet and create a dance with your friends

*This activity was created in collaboration with the* **MIFO**

## You will need:

- The outline of Pomelo's body and trunk (see following pages)
- A one-hole punch
- Coloured pencils or other supplies to decorate the elephant
- 1 round-head fastener
- 2 wooden skewers
- Adhesive tape

## Step 1


- A- Print Pomelo's outline (body and trunk), preferably on heavy paper.
- B- Cut out the body and the trunk.
- C- Make a hole in the middle of Pomelo's "nose" and at the end of the trunk.
- D- Decorate the two parts—let your imagination run wild!

## Step 2

- A- Overlap the trunk and nose holes. Insert a round-head fastener into the hole. Fold the two fastener flaps in the same direction, towards the body, on the back of the puppet.
- B- Stick the flaps to the body with piece of adhesive tape.

## Step 3

- A- Place the end of a skewer on the back of the elephant's body and tape it down.



#### Step 4

- A- Take a piece of adhesive tape and fold it in half, sticky side out. Stick the folded tape onto the back of the elephant's trunk.
- B- Place the end of a skewer on the sticky side of the tape near the trunk.
- C- Then add a second piece of adhesive tape by first trapping the skewer between the two tapes and sticking the rest of the tape to the trunk, under the skewer.
- D- This should ensure that the skewer is attached to the trunk at a right angle.

#### Step 5

- A- Hold the skewer behind the elephant's body with one hand and the one attached to the trunk with the other hand. Make your elephant roar!

**BRRRRRRR!**



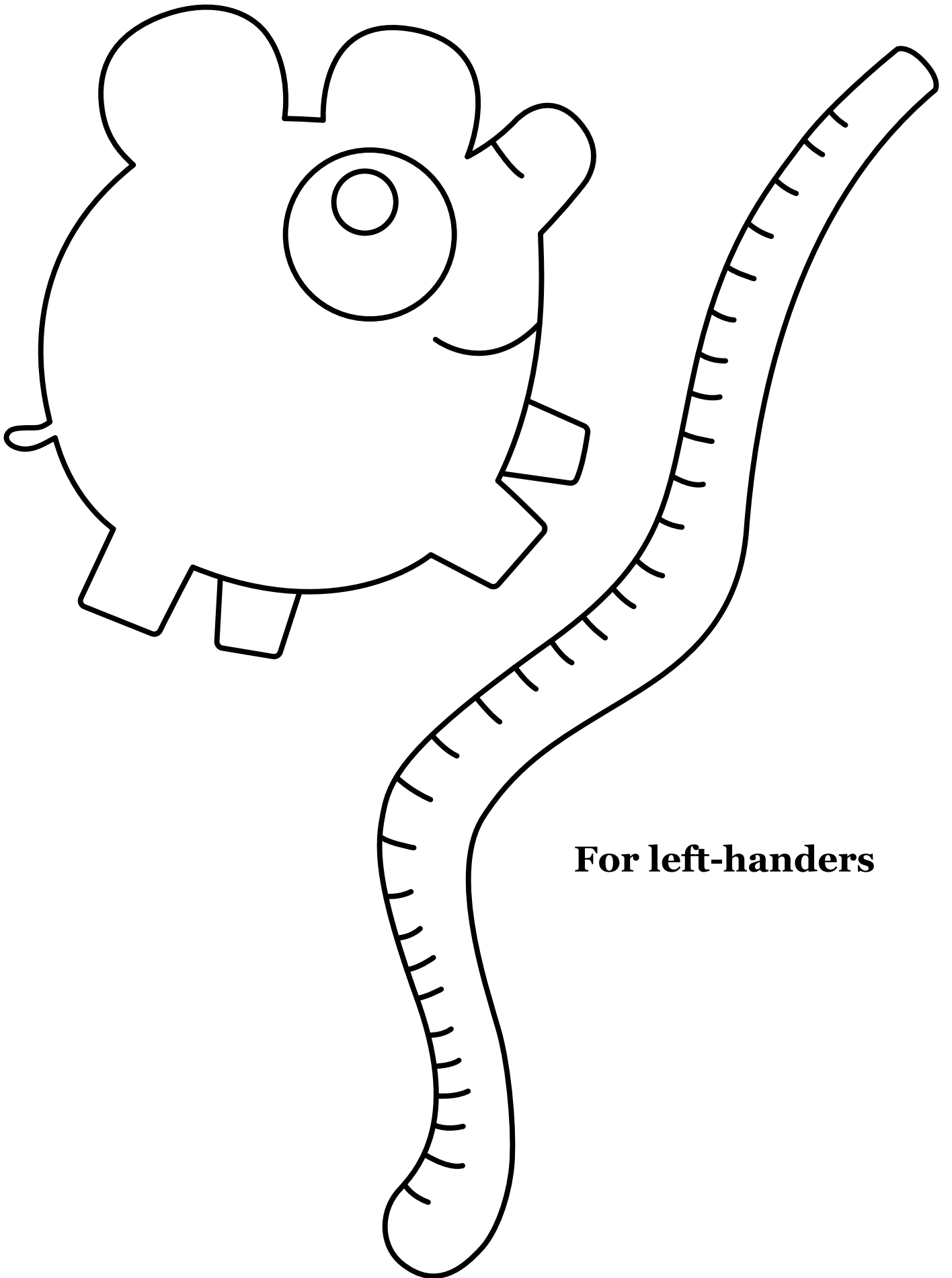


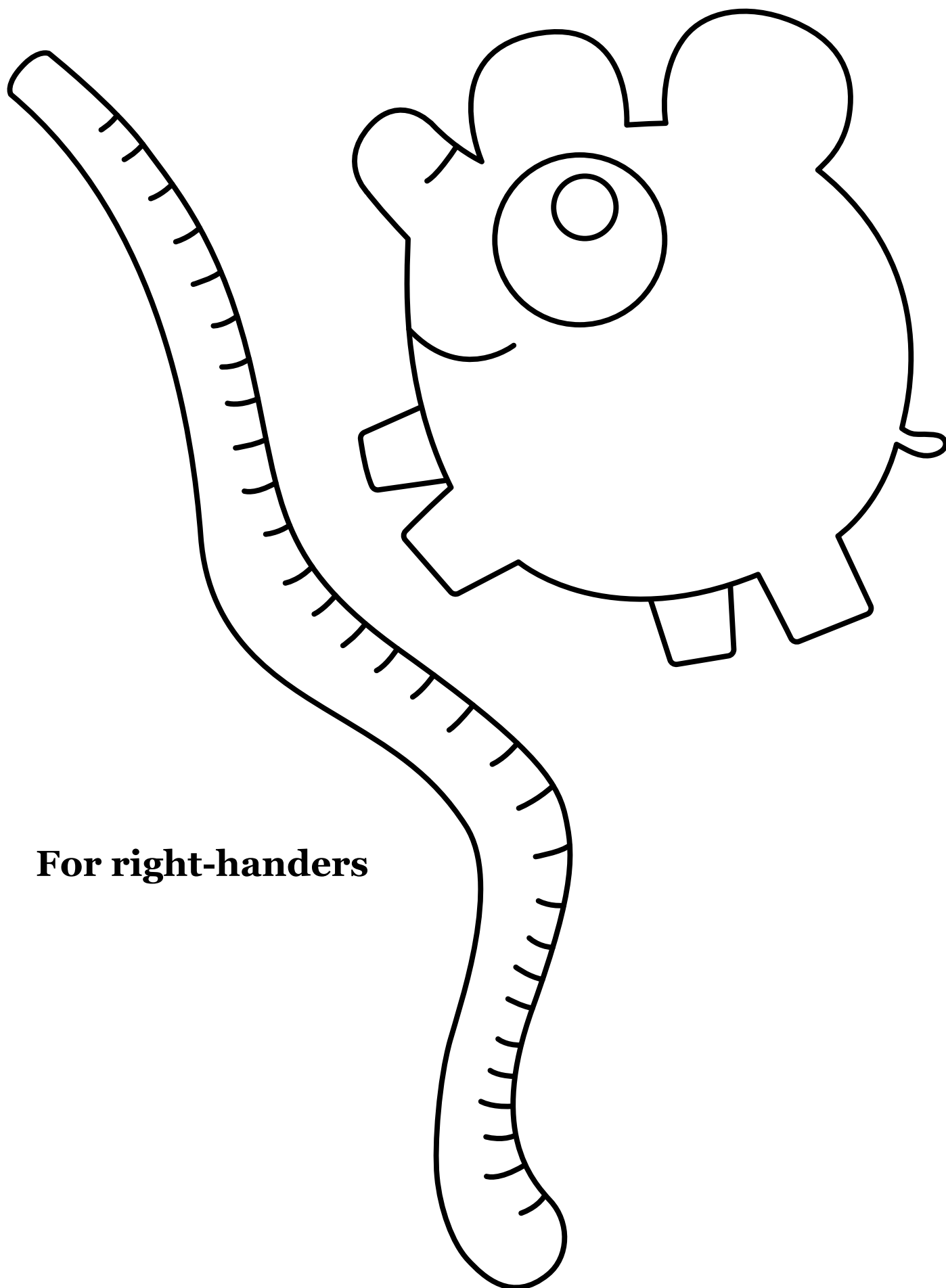
Illustration: Mauve Bonnefoi

**Video to inspire the Pomelo dance: <https://youtu.be/V-3uailXax8>**



**For left-handers**





**For right-handers**


# AFTER-SHOW ACTIVITIES

## Quiz!

1. What musical instrument was used in the show?  
(A double bass. Another possible answer: a kazoo!)
2. What scents did you smell?  
(Several answers are possible. The scents were: vetiver and cedar, jasmine, strawberry, lavender, petitgrain and cinnamon.)
3. What does Pomelo love?  
(Open answer! His dandelion, flowers, the garden, the frog, strawberries, snow, etc.)
4. What does Pomelo dream about?  
(Multiple answers! He dreams... that he is flying below upside-down leaks growing over his head, that the radishes talk, that the potatoes go zip-lining, that he goes inside a very big strawberry, etc.)
5. During what season does the show end?  
(Winter)
6. What does Pomelo build at the end of the show?  
(A dandelion made of branches and snow)

## What does Pomelo dream about?

Draw what you see in the little elephant's dreams!



## **Your story**

Have you ever had to adapt to a new situation, like Pomelo? Was there a big change in your life that you had to react to? Tell us about it!

## **You be the critic**

Ideas for further exploration: Who was your favourite character? What did you like most about the show? What did you like least? What did you find the funniest? Was there anything that made you feel scared?

## **Pomelo's adventure**

Draw Pomelo in your favourite scene of the show. Is he with his dandelion? With the snail? With the moon? In summer? In winter? You chose!





## CREATIVE TEAM

**Adaptation, stage direction, set design, and performance:** Maxime Després and Maude Gareau

**Musical composition and live double bass:** Pierre Alexandre Maranda

**Costume, puppet, and prop design:** Leïlah Dufour Forget

**Lighting design, set design, and technical direction:** Rodolphe St-Arneault

**Set design (paper mechanics):** Isabel Uría

**Puppet design:** Colin St-Cyr Duhamel

**Outside eye:** Olivier Monette-Milmore

## OMBRES FOLLES

Founded in 2005 in Montréal, Québec, Ombres Folles theatre company creates shows that spark the whimsical imagination of both young and old. The company is actively engaged in the development of contemporary puppetry and of theatre for young audiences. Ombres Folles explores the crossroads of genres where puppet, shadow, and object theatre meet, while delving into our fears, failings, and taboos.


With its shows, Ombres Folles presents a luminous and inventive vision of the world. By choosing stories that have a strong dramatic quality, and by instilling them with a good dose of poetry, humour, and humanism, the company's artists create works that are capable of travelling, both geographically as well as within audience members' hearts.

Ombres Folles has created seven shows and performed nearly 450 times in Canada, France, Serbia, and Ukraine. The company is now widely recognized in the youth theatre and puppetry communities. The show *Les Routes ignorées/Off the Beaten Path*, which premiered in 2012, was the recipient of awards from the Maison de la culture de Trois-Rivières, the International Festival of Theatre for Young Audiences in Subotica (Serbia), and the International Puppet UP! Festival in Kyiv (Ukraine). In 2019, Ombres Folles was delighted to present its new show, *Celle qui marche loin* (a co-production with French company RoiZIZO théâtre) as part of the official line-up of the Festival international des arts de la marionnette à Saguenay (Québec) and the Festival mondial des théâtres de marionnettes de Charleville-Mézières (France).

Ombres Folles is a member of the Maison Théâtre, the Association québécoise des marionnettistes, UNIMA Canada, ASSITEJ Canada, the Association des compagnies de théâtre, and the Conseil québécois du théâtre.



# OMBRES FOLLES PERFORMANCE HISTORY



## *Celle qui marche loin*

8 years +

Object theatre

Co-prod. with RoiZIZO théâtre (France)

2019 - today



## *Quichotte / Quijote*

8 years +

Paper puppetry and shadow theatre

2017 - today



## *Accelerando*

12 years +

Contemporary shadow theatre

2015



## *Les Routes ignorées / Off the Beaten Path*

5 years +

Puppets, shadows, and pop-up books

2012 - 2020



## *Histoires cachées et ombres folles!*

4 to 9 years

Shadows and objects

2008 - 2011



## *Les Tracas d'Oniria*

4 to 9 years

Objects puppetry and shadows

2005 - 2007

## CONTACT AND PARTNERS

Maude GAREAU, Executive and Artistic Director

+1 438 882-6444 | [info@ombresfolles.ca](mailto:info@ombresfolles.ca) | [www.ombresfolles.ca](http://www.ombresfolles.ca)

For providing creative residencies and support, we would like to thank the borough of LaSalle, the Maison de la culture Mercier, the Maison de la culture Notre-Dame-de-Grâce, Festival Petits Bonheurs, the Maison Théâtre, and Les Sages Fous.

*Pomelo* was made possible with support from the Maison Théâtre.



Conseil  
des arts  
et des lettres  
du Québec



Conseil des arts  
du Canada Canada Council  
for the Arts



Montréal



Picture: Jean-Michael Seminario